


UNIT 11

Planning the Tour




Planning the Tour

Checklist

In this lesson, you will learn about . . .

- *Visiting tourist attractions*
- *Making tour arrangements*
- *Renting a car*

Planning the Tour



Warm-Up

1. *What places do tourists like to visit in your country?*

Key words/phrase:

***They like to visit _____
_____ is popular for tourists***

Planning the Tour



2. *Do you prefer going on walking tours or bus tours when visiting a new place? Why?*

Key words/phrases:

see things at a faster/slower pace
focus on a smaller/larger area

Planning the Tour



3. *What should visitors know about driving in your country?*

Key words/phrases:


It a rule to _____

Drivers must/aren't allowed to _____

WORD POWER



Common Tourist Attractions



beach [bi:tʃ] 海濱; 海灘



mountain [ˈmaʊntɪn] 山



waterfall [ˈwɔ:təˌfɔ:l] 瀑布



national park

[ˈnæʃənəl] [pɑ:k] 國家公園



art gallery

[ɑ:t] [ˈgæləri] 畫廊



botanical garden

[boʻtænɪkəl] [ˈgɑ:dn] 植物園

WORD POWER



monument

[ˈmɒnjəmənt] 紀念碑／塔／館



theme park

[θi:m] [pɑ:k] 主題樂園



landmark

[ˈlænd.mɑ:k] 地標；陸標



castle [ˈkæsl] 城堡；古堡



aquarium [əˈkwɛəriəm] 水族館



zoo [zu] 動物園

WORD POWER




A. Words in Use

Practice saying the sentences below.




The theme park	is visited by	millions of people every year.
This beach		tourists from around the world.
The city's botanical garden	is popular with	families.
		visitors from abroad.
This castle	was built	in the 1600s.
That landmark		by the last ruling family.
The monument we'll be visiting		to honor an important person.

WORD POWER



B. Listen Up

Listen to the audio. Complete the schedule.

Tour Schedule	Day 1	Day 2	Day 3
Morning	Sunny Mountain 	Beach	War Monument 
Evening	Waterfall	Art Gallery	Zoo 

WORD POWER



Audio Transcripts

M: Hello, ma'am. Here is your schedule for the three-day tour you booked.

W: Great. I can't wait to see it. Hmm. I thought I would get to visit the zoo.

M: Yes, you will. That's where we're going on Day 3, right after we visit the war monument.

W: Oh, yes. Now I see. So, our first stop on Day 1 is Sunny Mountain.


M: That's right. We'll go on a short hike that will end at an amazing waterfall. That's where we'll spend the rest of the day.

W: OK. Then on Day 2, we're going to an art gallery, right?

M: Yes, we're going there in the evening. Before that, we'll spend the day at the beach.

W: That sounds great. I can't wait for my vacation to start!

WORD POWER



C. Small Talk

Practice the conversation with a partner. Try replacing the underlined words with other new words you've learned.

Student A	What should we do today?
Student B	I was thinking about going to the <u>aquarium</u> .
Student A	I just went there last week.
Student B	Would you like to walk around a <u>national park</u> instead?
Student A	Yeah, that sounds like fun!

PART A: Finding the Best Places




Unit 11

Planning the Tour

Part A: Finding the Best Places

[Open with default media player](#)

PART A: Finding the Best Places



Stephanie and Gary are about to **go sightseeing**¹ with a tour group.

T: Tour guide S: Stephanie G: Gary

T: Good morning, everyone. I can't wait to start the tour. We're going to see a lot of great things.

S: What's on our **agenda**² today?

T: First, we'll be going to Memorial Park.

S: Is it a popular place for tourists?

T: Absolutely. That **historical site**³ is visited by over two million people a year.

G: Wow! What's so special about it?

T: It's the oldest and largest park in the city, and the country's national museum is located inside it.

G: What will we see in there?


T: There are many interesting items inside it, such as famous pieces of art and everyday items used by people that lived here hundreds of years ago.

S: I can't wait!





G: Yeah. Are there other **tourist attractions**⁴ in that area too?

T: Oh, yes. It's close to several important monuments that we'll visit later.

PART A: Finding the Best Places



Key Words

-  1. **go sightseeing** [ㄅㄛˋ ㄑㄩˋ] [ㄇㄩˋ ㄉㄨㄛˋ ㄕㄨㄢˋ ㄉㄩㄥˋ ㄉㄨㄛˋ ㄉㄨㄛˋ] *phr.* 觀光；遊覽
The family **went sightseeing** for the first two days of their trip.
那個家庭在旅行的頭兩天去觀光。
-  2. **agenda** [ㄍㄨㄥˋ ㄇㄨˋ ㄢㄩˋ] [ㄍㄨㄥˋ ㄇㄨˋ ㄢㄩˋ] *n.* 議程；待議事項；日常工作事項
Megan wouldn't let anyone make changes to the **agenda** for the meeting.
梅根不會讓任何人變更會議的議程。
-  3. **historical site** [ㄏㄧˋ ㄕㄨˋ ㄕㄨㄛˋ ㄉㄨㄛˋ] [ㄏㄧˋ ㄕㄨˋ ㄕㄨㄛˋ ㄉㄨㄛˋ] *n.* 歷史遺跡；古蹟
All of the country's **historical sites** are listed on this map.
這個國家的所有歷史遺跡都有列在這張地圖上。
-  4. **tourist attraction** [ㄊㄨㄣˋ ㄉㄨㄛˋ ㄍㄨㄥˋ ㄉㄨㄛˋ] [ㄊㄨㄣˋ ㄉㄨㄛˋ ㄍㄨㄥˋ ㄉㄨㄛˋ] *n.* 觀光景點
The top **tourist attractions** are usually very crowded on holidays.
假期期間，最受歡迎的觀光景點通常會非常擁擠。

PART A: Finding the Best Places




English Corner – A. Sentence Patterns

What	is on the/our agenda	today? tomorrow?
	are we going to do	
	plans have you made for	

First, Then, Finally,	we'll be	visiting	the country's national museum.
		going to	
		checking out	
	we are going to	visit	some historical sites.
		go to	
		check out	
		a famous tourist attraction.	

PART A: Finding the Best Places



English Corner -- B. Answering True or False

Listen to the conversation and check (✓) whether the statements are **True** or **False**.

Statement	True	False
1. The woman knew where the tour group was going to go ahead of time.		✓
2. The man plans to take the tour group to see a waterfall.	✓	
3. The woman asks about a beach near the national park.		✓
4. The man says a botanical garden is near the national park.	✓	
5. The man hasn't made any plans for the next day's tour.		✓

PART A: Finding the Best Places



Audio Transcripts

M: Good morning, everyone. I'll be your tour guide today. Is everyone ready to go?

W: What are we going to do today?

M: First, we are going to the nearby national park.

W: What's special about that place?

M: Inside it is the country's tallest and most beautiful waterfall.

W: Are there any other tourist attractions in that area?

M: Yes, there is a botanical garden close to it.

W: That sounds interesting. Will we visit that place, too?

M: Not today. That's on the agenda for tomorrow.

PART A: Finding the Best Places



English Corner -- C. Role Play

Create a conversation using the cues. Take turns being the visitor (V) and tour guide (T). Then listen to Track 176 to compare your conversation.

V:	What's on our agenda today?
T:	<i>(Tell the visitor where you would like to take him/her.)</i>
V:	<i>(Ask the tour guide about the place.)</i>
T:	<i>(Tell the visitor something interesting about the place.)</i>

PART A: Finding the Best Places



Sample Dialogue

V = Visitor

T = Tour guide


V: What's on our agenda today?

T: Today, I'd like to take you to the National Palace Museum.

V: What's so special about that place?

T: There are many historical pieces inside the museum, including the famous Jadeite Cabbage.

PART B: What Do You Want to Do?




Unit 11

Planning the Tour

Part B: What Do You Want to Do?

[Open with default media player](#)

PART B: What Do You Want to Do?



Stephanie and Gary's tour group must choose what to do the next day.

T: Tour guide **S:** Stephanie **G:** Gary

T: Well, that **concludes**¹ the first day of our tour. I hope everyone enjoyed it.

S: Oh, yes. What's the plan for tomorrow?

T: It's **up to**² you. Would you prefer a walking tour of downtown or a bus tour of the entire city?

G: What do you think?

S: None of us have been here before, so it's hard to decide.

T: Bus tours can be lots of fun. You sit in the top **section**³ of a **double-decker bus**⁴ while I **introduce**⁵ you to many famous landmarks in the city as we drive past them.

G: That sounds really interesting.

S: And it would give our feet a rest! We walked a lot today.

G: Does everyone agree that we should do the bus tour? *(Rest of group agrees)*




T: All right. We'll start at nine a.m. tomorrow.

S: Great!


PART B: What Do You Want to Do?



Key Words

-  1. **conclude** [kənˈkluːd] v. 結束；完結；終止
The manager **concluded** the meeting by thanking his employees for their hard work.
這位經理以感謝員工辛勤的工作來結束這場會議。
-  2. **up to (sb.)** [ʊp tə] phr. 由（某人）決定
Since today is Katie's birthday, it's **up to** her what we do.
因為今天是凱特的生日，所以由她決定我們要做什麼。
-  3. **section** [ˈseɪʃən] n. 地區；區域
People don't usually like sitting in the front **section** of the movie theater because it's too close to the screen.
人們通常不喜歡坐在電影院的前排區，因為太靠近螢幕了。

PART B: What Do You Want to Do?



English Corner -- A. Useful Expressions— *Letting the Other Person Decide*

A: Do you want to leave now or later?

B: **It's up to you.**

A: Would you rather go to the movie at seven or nine?

B: **Whatever you want.**

A: Should we go to the museum or aquarium?

B: **I'll leave the decision to you.**

A: What do you want to do this afternoon?

B: **It's your call.**

A: Which hotel should we stay at?

B: **The choice is yours.**


A: Do you think we should go to Thailand or Hong Kong for our vacation?

B: **Whatever you decide is fine with me.**

PART B: What Do You Want to Do?



English Corner -- B. Sequencing



Listen and number the statements in the order you hear them. (1-6)

- 3 It's up to you.
- 1 Did you enjoy the tour we went on today?
- 5 I really want to give my feet a rest.
- 4 Which one would you suggest?
- 6 Let's go to the art museum tomorrow.
- 2 What's on the agenda for tomorrow?

PART B: What Do You Want to Do?



Audio Transcripts

W: Did you enjoy the tour we went on today?

M: Yes, I did. It was very interesting. What's on the agenda for tomorrow?

W: It's up to you. We could either visit an art gallery or go to the zoo.

M: Both of those places sound fun. Which one would you suggest?

W: I think the zoo is really great. There are lots of cute baby animals there right now.

M: Will I need to walk a lot? I really want to give my feet a rest.

W: All right. Let's go to the art museum tomorrow. You won't have to walk as much.

M: OK.

PART B: What Do You Want to Do?



English Corner -- C. Role Play

Create a conversation using the cues. Take turns being the tour guide (T) and visitor (V). Then listen to Track 180 to compare your conversation.

T:	Would you prefer to go on a walking tour or bus tour tomorrow?
V:	<i>(Tell the tour guide that you don't know what to pick and ask for his/her advice.)</i>
T:	<i>(Tell the visitor which option you think would be better.)</i>
V:	<i>(Agree to the tour guide's suggestion.)</i>

PART B: What Do You Want to Do?



Sample Dialogue

T = Tour guide

V = Visitor

T: Would you prefer to go on a walking tour or bus tour tomorrow?

V: I'm not sure. I've never been here before, so I don't know which option would be better.

T: I think a walking tour can be lots of fun. We can spend lots of time looking at the things that interest you the most.

V: OK. That sounds good.

PART C: Driving While Overseas



Unit 11

Planning the Tour

Part C: Driving While Overseas

[Open with default media player](#)

PART C: Driving While Overseas



Stephanie and Gary have decided to rent a car for the last day of their trip.

R: Rental agent S: Stephanie G: Gary

R: Welcome to Easy Car Rental. How can I help you?

S: We want to rent a car so that we can visit some national parks outside of the city.

R: OK. Do you have a **driver's license**¹?

S: Yes. I also have an International Driving **Permit**² if you'd like to see that.

R: Thank you. *(Types information into computer)* Do you want a **compact**³ or **standard**⁴?

G: A compact is fine.

R: How many days do you want it for?

S: Just for today.

R: All right. I have a car available. It must be **returned**⁵ here by ten a.m. tomorrow.
The total price, including car **insurance**⁶, is listed here. *(Points at bill)*

G: Here you go. *(Pays with credit card)*

R: OK. Here is a **manual**⁷ that explains driving rules in this country. Let me take you to the **vehicle**⁸.

PART C: Driving While Overseas



Key Words

- driver's license** [ㄉㄨㄛˋ ㄌㄧˋ ㄓㄨˋ ㄛˋ] [ㄉㄨㄛˋ ㄌㄧˋ ㄓㄨˋ ㄛˋ] *n.* 駕照
In the U.S., a person can get a **driver's license** when he or she is 16.
在美國，要年滿十六歲才能夠拿到駕照。
- permit** [ㄆㄧˋ ㄇㄧˋ ㄉㄨㄛˋ ㄌㄧˋ ㄓㄨˋ ㄛˋ] *n.* 允許；許可
You must get a **permit** from the local government before you can build anything in this city.
你必須得到當地政府的許可，才能在這座城市裡蓋任何建築物。
- compact (car)** [ㄐㄨㄛˋ ㄆㄚˋ ㄕㄚˋ] *n.* 小型轎車
Josh preferred driving a **compact** because it was easier to park than larger cars.
喬許偏好開小型轎車，因為比大車好停。
- standard (car)** [ㄙㄨㄛˋ ㄆㄚˋ ㄕㄚˋ] *n.* 標準型轎車；一般型轎車
(亦可說 mid-size)
Melissa said her car was a **standard**, but it looked smaller than that.
梅莉莎說她的車是標準型的，但看起來比標準型小一點。

PART C: Driving While Overseas



5. **return** [□⌚Ⓜ◆📖■] v. 歸還；送回
If you borrow a book from the library, you must **return** it in 14 days.
如果你向圖書館借書，一定要在兩週內歸還。
6. **insurance** [⌚■Ⓜ⚡🖱️□📄■◆] n. 保險；保險金額
Mary always gets travel **insurance** before going on vacation so that she's protected when there are emergencies.
瑪莉總是在度假之前買好保險，以便能在發生緊急事件時得到保障。
7. **manual** [Ⓜ○📁■er🖱️●] n. 範本；說明手冊；簡介
Kenny couldn't understand the **manual** for his new computer, so he asked a friend to help him with it.
肯尼無法理解新電腦的說明書，所以他請了一位朋友來幫他。
8. **vehicle** [Ⓜ❖✎📄&🚗] n. 載具；運輸工具
Wait until all the **vehicles** are stopped before you cross the street.
等所有車輛都停止後再穿越這條街。

PART C: Driving While Overseas



English Corner – A. Useful Expressions— Talking about Cars

Convertible		Convertibles are great in places where the weather is always nice, like southern California.
	Hatchback	I recommend a hatchback if you'll be loading and unloading your bags often.
Luxury car		Our luxury cars have a lot of great extra features.
	Minivan	For groups larger than five, I suggest renting a minivan .
Sports car		If you rent a sports car , you'll pay a bit more for insurance.
	SUV	Based on your vacation plans, I think an SUV will best fit your needs.

PART C: Driving While Overseas



English Corner -- B. Filling in the Blanks

 Listen to the conversation and fill in the blanks.

1. The woman tells the man that she wants to rent a compact car.
2. The man asks to see the woman's driver's license.
3. The man gives the woman a driving manual to read.
4. The woman wants to know if the rental price of the car includes insurance.
5. The woman must return the car by three p.m. on Friday.

PART C: Driving While Overseas



Audio Transcripts

M: Good afternoon. How can I help you?

W: I would like to rent a compact car for three days.

M: OK. Can I see your driver's license?

W: Yes, here you go. Do you need to see my International Driving Permit, too?

M: No, that's not necessary. Now, here's a driving manual for this country. I suggest you read it before you leave here today. And here is your bill with the total rental price for the car.

W: Does that include insurance?

M: Yes, it does. Please remember to return the car by three p.m. on Friday, or you will be charged an extra fee.

PART C: Driving While Overseas



English Corner -- C. Role Play

Create a conversation using the cues. Take turns being the rental agent (R) and customer (C). Then listen to Track 184 to compare your conversation.

R:	Welcome to Elite Car Rental. How can I help you?
C:	<i>(Tell the rental agent that you want to rent a car for the weekend.)</i>
R:	<i>(Ask the customer what kind of vehicle he/she wants.)</i>
C:	<i>(Tell the rental agent what you want to rent.)</i>

PART C: Driving While Overseas



Sample Dialogue

R = Rental agent C = Customer

R: Welcome to Elite Car Rental. How can I help you?

C: Hello. I'd like to rent a car for the weekend.

R: OK. What kind of vehicle do you want to rent?

C: I'd like to rent a compact, please.

REVIEW – Part A: Photographs



Listen and choose the sentence that best describes the photo.



1.

D



- (A) The tour guide is taking people on a tour of a botanical garden.
- (B) The woman is showing the rental agent her driver's license.
- (C) A double-decker bus is moving past the city's zoo.
- (D) Some double-decker buses are parked on the side of the road.**



2.

A



- (A) Some tourists are taking a picture in front of a landmark.**
- (B) The women are riding their bikes through a mountain.
- (C) A tour group is being taken into a theme park.
- (D) The women are looking at pictures in an art gallery.

REVIEW – Part B: Question and Response



Listen and choose the best response to the sentence you hear.



C

3.

What's on our agenda today?

- (A) It's close to many tourist attractions.
- (B) Please show me your International Driving Permit.
- (C) We'll be visiting several interesting monuments.**



A

4.

Would you like to rent a compact or standard?

- (A) Either one would be fine.**
- (B) I'd like to sit in the top section.
- (C) I've already read the manual.

REVIEW – Part B: Question and Response



B 5.

What's so special about this museum?

(A) Let's take a picture in front of the waterfall.

(B) It is one of the largest ones in the world.

(C) I'd rather give my feet a rest.



B 6.

Where did you go with your tour group?

(A) I don't have any insurance.

(B) We just went sightseeing around the city.

(C) Let's check out a theme park.



A 7.

Do you want to go on a bus tour of the city?

(A) It's up to you.




(B) That concludes the tour.

(C) I just need it for the afternoon.

REVIEW – Part C: Short Conversation



 Listen and answer the questions.

-  **C** 8. What does the woman need to give the man?
(A) An insurance card and driving permit
(B) Her agenda and a driver's license
(C) A driver's license and driving permit
(D) A driver's license and insurance card
-  **B** 9. Why does the woman choose a standard car?
(A) The man only has standards available.
(B) She needs to have room for other people.
(C) The compact car is more expensive.
(D) She has a lot of luggage to put in the car.
-  **C** 10. When does the woman need to come back to the rental agency?
(A) Before five p.m. on Tuesday
(B) After five p.m. on Tuesday
(C) Before five p.m. on Thursday
(D) After five p.m. on Thursday

REVIEW – Part C: Short Conversation



Audio Transcripts

W: Hello. I'd like to visit a few tourist attractions outside the city, so I want to rent a car for two days.

M: All right. We have compact and standard cars available right now. I just need to see your driver's license and International Driving Permit.

W: Here you are. I'd like to rent a standard, please. I'm traveling with a few friends.

M: OK. I've printed out the rental documents for you. The price on here includes insurance for each day. Please remember to bring the car back by five p.m. on Thursday, or you will be charged an extra fee.